







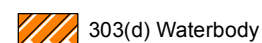



**303(d) - M&E Listed Segments
2011 Update**

August 2011

-  Drainage Basin Boundaries
-  Service Area
-  Major WWTP
-  Minor WWTP
-  Industrial WWTP
-  Proposed WWTP
-  303(d) Segment
-  M&E Segment
-  303(d) Waterbody
-  M&E Waterbody

0 5 10
Miles

